



Cavilon™

Skin Care Solutions



3M™ Cavilon™ No Sting Barrier Film

Realise the potential of proven protection.



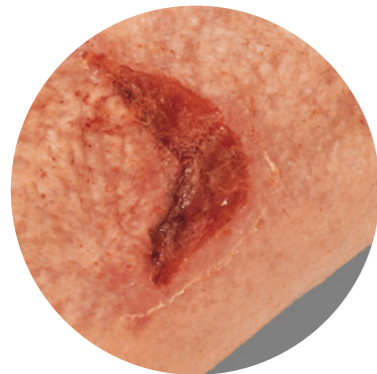
The significance of healthcare-acquired skin damage.

Healthcare-acquired skin damage represents negative clinical outcomes resulting in potential complications such as infection, pain and suffering, and a poor patient/resident experience. In addition, skin damage increases the work and cost of care.

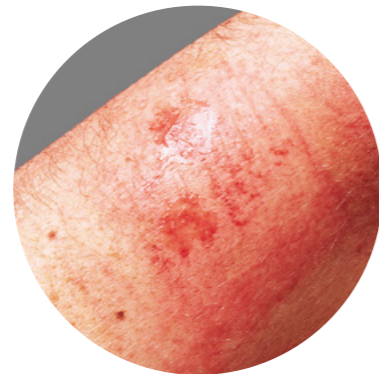
Protecting skin from adhesive products, moisture, friction and shear is a critical part of patient/resident care and helps reduce the risk of skin breakdown from common, preventable skin injuries including:

Medical Adhesive-Related Skin Injury (MARSI)

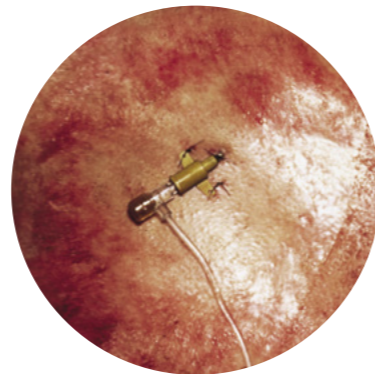
A prevalent but under-recognised complication, MARSI can cause pain, increase the risk of infection and delay healing – all of which can reduce a patient's/resident's quality of life¹. Common but avoidable examples of MARSI include skin tears, skin stripping and tension blisters. Skin integrity around vascular access sites is of special concern due to the potential increase in risk for infection and complexity of care.



Skin tear



Tension blister



Skin stripping

 **30%**

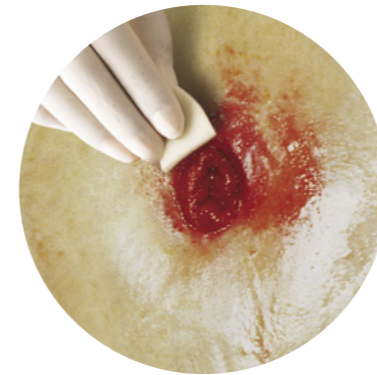
of oncology patients developed MARSI at their PICC insertion site over the course of two weeks²

 **55**

treatments for MARSI will be needed for every 100 patients who receive a medical tape application³

Moisture-Associated Skin Damage (MASD)

A term that describes several types of damage that occur when skin is exposed to excessive moisture and/or irritants. Common forms of MASD include:



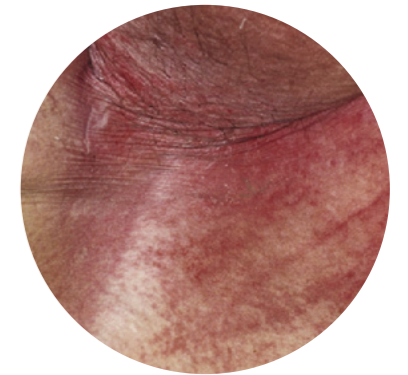
Peristomal Skin Damage

Problem stomas, poor stoma location and high-volume output, especially that of liquid stool, can contribute to skin injury that can rapidly progress to erosion.



Periwound Skin Damage

This type of skin damage is often associated with wounds that produce large quantities of drainage, such as venous ulcers or infected wounds.

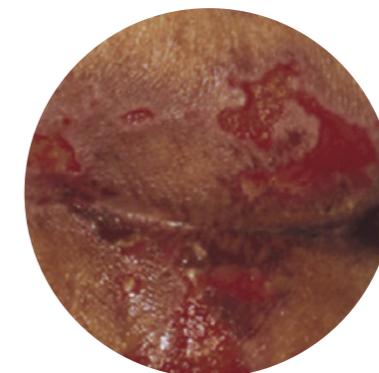


Intertriginous Dermatitis (ITD)

Skin damage between skin surfaces due to the interaction of friction and moisture.

Pressure Injury (PI)

A pressure injury is localised injury to the skin and/or underlying tissue usually over a bony prominence, as a result of pressure, or pressure in combination with shear. Moisture and friction are also known risk factors for pressure injury development.⁴



Sacral pressure injury



Heel pressure injury

First to market. Only one of its kind.

3M™ Cavilon™ No Sting Barrier Film is the original and only terpolymer-based alcohol-free barrier film* that helps prevent skin damage before it occurs.⁵

Its unique formulation of polymers forms a sting-free, waterproof, protective coating that is breathable and transparent, allowing for continuous visualisation and monitoring of skin. It is also flexible and conforms to the skin during movement or position changes.⁴



*Of leading competitors in the market, based on disclosed ingredient information.

80+ pieces of evidence

With 80+ pieces of evidence supporting its efficacy and cost-effectiveness, 3M™ Cavilon™ No Sting Barrier Film is ideal for routine protection of intact skin:

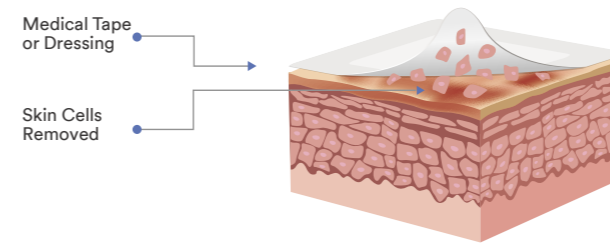
- Under adhesive products, including vascular access dressings and devices, tape, wound dressings and ostomy barriers
- Around stomas and tracheostomies
- Around wounds in areas exposed to moisture, friction and shear

How 3M™ Cavilon™ No Sting Barrier Film works.

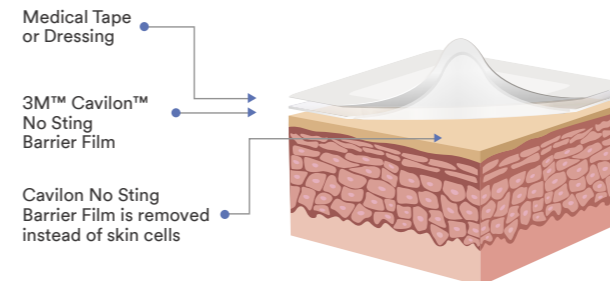
3M™ Cavilon™ No Sting Barrier Film forms a breathable, transparent, protective coating between the skin and the adhesive of the securement dressing, device or tape. When the adhesive product is changed, 3M™ Cavilon™ No Sting Barrier Film is removed instead of skin cell layers.⁴ It also protects skin from moisture, friction and shear.⁴

Protection from Adhesive Products

Without 3M™ Cavilon™ No Sting Barrier Film

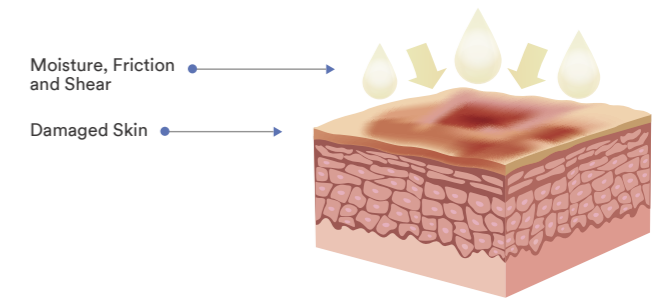


With 3M™ Cavilon™ No Sting Barrier Film

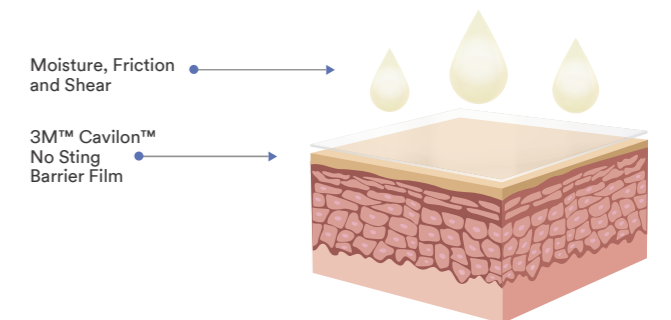


Protection from Moisture, Friction and Shear

Without 3M™ Cavilon™ No Sting Barrier Film



With 3M™ Cavilon™ No Sting Barrier Film



Proven chemistry. Powerful impact.



Durable

Fast-drying⁴, long-lasting, waterproof and doesn't wash off⁴, making it easy for clinicians to use.



Effective

Helps maintain a continuous protective coating, plus it's sterile* and compatible with chlorhexidine gluconate (CHG)⁴, making it essential for vascular access site protection.

*Wands and wipes only.



Gentle

Alcohol-free, sting-free, pain-free, fragrance-free, preservative-free and hypoallergenic^{4,6}, helping reduce the potential for dermatitis.



Versatile

Helps protect skin from friction and abrasion⁶, an improvement over many creams, ointments and pastes that can increase friction at the skin surface.



Proven

Unique formulation supported by 80+ pieces of evidence.

A clear advantage over traditional skin barriers

There might be many skin barrier options available, but not all barriers are created equal. Some still contain alcohol and can cause pain on application. Others wipe away or wash off. And still others don't hold up to moisture, leaving skin vulnerable. Featuring 3M's unique polymer chemistry, 3M™ Cavilon™ No Sting Barrier Film offers clear advantages over traditional ointments or creams:

✔ Allows adhesion

3M™ Cavilon™ No Sting Barrier Film allows adhesion of tapes, dressings and devices

✔ Transparency

3M™ Cavilon™ No Sting Barrier Film allows visualisation of the underlying skin

✔ Breathability

3M™ Cavilon™ No Sting Barrier Film allows moisture vapour transmission from the skin, helping to reduce risk of Moisture Associated Skin Damage (MASD)⁴

✔ Comfort during wear

3M™ Cavilon™ No Sting Barrier Film forms a thin, conformable, non-sticky coating on the skin

✔ Convenience

With 3M™ Cavilon™ No Sting Barrier Film, removal is not required, avoiding the mess and time required for ointments and creams

✔ Easy to use

Fast drying⁴, long-lasting, waterproof and doesn't wash off, making it easy to use for clinicians

Make 3M™ Cavilon™ No Sting Barrier Film part of your care process. Visit 3M.com.au/Cavilon and 3M.co.nz/Cavilon to learn more.



Routine skin protection supported by professional standards of practice.

The 2016 Infusion Nursing Society Standards of Practice recommend the use of a “barrier solution to skin exposed to adhesive dressings to reduce the risk of MASD”.⁷

Making 3M™ Cavilon™ No Sting Barrier Film a routine part of vascular site care helps ensure the skin around the insertion site is protected.

Ordering Information for 3M™ Cavilon™ No Sting Barrier Film

3M Code	Size	Wound Care Product	Items/Box	Boxes/Case
3343E	1 mL	wand	25	4
3344E	1 mL	wipe	30	6
3345E	3 mL	wand	25	4
3346E	28 mL	spray	12	1



Discover all the ways 3M™ Cavilon™ Skin Care Solutions can help you transform patient skin integrity at 3M.com.au/Cavilon and 3M.co.nz/Cavilon

1. McNichol L, Lund C, Rosen T, Gray M. Medical Adhesives and Patient Safety: State of the Science. Journal Wound Ostomy Continence Nursing. 2013; 40(4): 365-380.
2. Zhao H et al. Prevalence of medical adhesive-related skin injury at peripherally inserted central catheter insertion site in oncology patients. J Vasc Access 2017. Nov 8:0. doi: 10.5301/jva.5000805
3. Maene, B. Hidden costs of medical tape-induced skin injuries. Wounds UK. 2013; 9(1), 46-50.
4. 3M Data on file
5. National Pressure Ulcer Advisory Panel, European Pressure Ulcer Advisory Panel and Pan Pacific Pressure Injury Alliance. Prevention and Treatment of Pressure Ulcers: Quick Reference Guide. Emily Haesler (Ed). Cambridge Media: Perth, Australia; 2014.
6. Campbell K, Woodbury MG, Whittle H, Labate T, Hoskin A. A clinical evaluation of 3M™ Cavilon™ No Sting Barrier Film. Ostomy Wound Management. 2000;46(1):24-30.
7. Gorski L, Hadaway L, Hagle ME, McGoldrick M, Orr M, Doellman D. Infusion therapy standards of practice. J Infus Nurs. 2016;39 (suppl 1): S 73,82.



3M Australia Pty Limited
 ABN 90 000 100 096
 Building A, 1 Rivett Road
 North Ryde, NSW 2113
 Phone 1300 363 878
3M.com.au/Cavilon

3M New Zealand Limited
 94 Apollo Drive
 Rosedale, Auckland, 0632
 Phone 0800 80 81 82
3M.co.nz/Cavilon

3M and Cavilon are registered trademarks of 3M.
 Please recycle. All rights reserved. AV011468814.